


**OFFICIAL RESULTS
WOMEN'S T1 TIME TRIAL**

03.08.2018

Race distance : 13.6 km


Communiqué nr. 32

Average Speed : 26,20 km/h

Rang	Bib	Name	Class	NOC	YOB	Team	Time	Gap
1	541	GAUTIER Shelley	WT1	CAN	1968	CANADA	31:09,85	0,00
2	544	SIBAGATOVA Yulia	WT1	RUS	1983	RUSSIA	33:05,71	+1:55,86
3	545	TSYBULSKAIA Olga	WT1	RUS	1989	RUSSIA	34:03,51	+2:53,66
4	543	MOULD Toni	WT1	RSA	1983	SOUTH AFRICA	45:04,32	+13:54,47
5	542	DOLEZALOVA Karolina	WT1	CZE	1994	CZECH REPUBLIC	48:45,95	+17:36,10

Entries	Finished	DNF	DSQ	DNS	REC
5	5	0	0	0	0

DNF : Did not finish - DSQ : Disqualified - DNS : Did not start - REC : Reclassified


**OFFICIAL RESULTS
MEN'S T2 TIME TRIAL**

03.08.2018

Race distance : 13.6 km

Communiqué nr. 29

Average Speed : 36,73 km/h

Rang	Bib	Name	Class	NOC	YOB	Team	Time	Gap
1	364	BOYLE Ryan	MT2	USA	1993	USA	22:13,83	0,00
2	358	COLLIS-MCCANN Craig	MT2	GBR	1984	GREAT BRITAIN	22:58,21	+44,38
3	357	REINOSO FIGUEROLA Joan	MT2	ESP	1991	SPAIN	23:12,65	+58,82
4	352	WENDLINGER Elias	MT2	AUT	1998	AUSTRIA	23:17,78	+1:03,95
5	351	JONES Stuart	MT2	AUS	1969	AUSTRALIA	23:20,14	+1:06,31
6	361	HILLS Stephen	MT2	NZL	1981	NEW ZEALAND	23:48,04	+1:34,21
7	353	BLAISE Raphael	MT2	BEL	1974	BELGIUM	24:04,99	+1:51,16
8	355	AYALA AYALA Nestor Javier	MT2	COL	1984	COLOMBIA	24:11,18	+1:57,35
9	363	FUCHS Goldy	MT2	RSA	1991	SOUTH AFRICA	24:18,54	+2:04,71
10	362	MATICAN Theodor	MT2	ROU	1997	ROMANIA	26:30,41	+4:16,58
11	360	KERAMETSIDIS Charalampos	MT2	GRE	1970	GREECE	30:07,49	+7:53,66
12	356	RAMAC Antun	MT2	CRO	1996	CROATIA	30:08,97	+7:55,14
DNS	359	DURST Hans-Peter	MT2	GER	1958	GERMANY		

Entries	Finished	DNF	DSQ	DNS	REC
13	12	0	0	1	0

DNF : Did not finish - DSQ : Disqualified - DNS : Did not start - REC : Reclassified


**OFFICIAL RESULTS
WOMEN'S T2 TIME TRIAL**

03.08.2018

Race distance : 13.6 km


Communiqué nr. 30

Average Speed : 32,36 km/h

Rang	Bib	Name	Class	NOC	YOB	Team	Time	Gap
1	557	WALSH Jill	WT2	USA	1963	USA	25:13,22	0,00
2	551	COOKE Carol	WT2	AUS	1961	AUSTRALIA	25:42,71	+29,49
3	553	MAJUNKE Jana	WT2	GER	1990	GERMANY	25:55,01	+41,79
4	552	DINES Hannah	WT2	GBR	1993	GREAT BRITAIN	27:24,55	+2:11,33
5	554	MALZBENDER Eitje	WT2	NZL	1962	NEW ZEALAND	30:46,84	+5:33,62
6	555	SLIWIAK Anna	WT2	POL	1992	POLAND	40:37,47	+15:24,25
DNF	556	SEREDA Monica	WT2	USA	1967	USA		

Entries	Finished	DNF	DSQ	DNS	REC
7	6	1	0	0	0

DNF : Did not finish - DSQ : Disqualified - DNS : Did not start - REC : Reclassified


**OFFICIAL RESULTS
MEN'S T1 TIME TRIAL**

03.08.2018

Race distance : 13.6 km


Communiqué nr. 31

Average Speed : 32,53 km/h

Rang	Bib	Name	Class	NOC	YOB	Team	Time	Gap
1	336	FARRONI Giorgio	MT1	ITA	1976	ITALY	25:05,00	0,00
2	331	CHEN Jianxin	MT1	CHN	1986	CHINA	25:19,34	+14,34
3	334	GARCIA ABELLA Gonzalo	MT1	ESP	1996	SPAIN	25:21,99	+16,99
4	339	SEMOCHKIN Sergei	MT1	RUS	1986	RUSSIA	27:01,94	+1:56,94
5	333	HINDR Jiri	MT1	CZE	1991	CZECH REPUBLIC	29:08,56	+4:03,56
6	337	MELLE Leonardo	MT1	ITA	1971	ITALY	29:26,93	+4:21,93
7	335	GESLOT David	MT1	FRA	1993	FRANCE	29:49,51	+4:44,51
8	332	ALILOVIC Mario	MT1	CRO	1971	CROATIA	30:44,57	+5:39,57
DNS	338	KIM Yongki	MT1	KOR	1985	SOUTH KOREA		

Entries	Finished	DNF	DSQ	DNS	REC
9	8	0	0	1	0

DNF : Did not finish - DSQ : Disqualified - DNS : Did not start - REC : Reclassified



OFFICIAL RESULTS MEN'S C1 TIME TRIAL

03.08.2018

Race distance : 13.6 km


Communiqué nr. 26

Average Speed : 41,95 km/h

Rang	Bib	Name	Class	NOC	YOB	Team	Time	Gap
1	52	TEUBER Michael	MC1	GER	1968	GERMANY	19:27,43	0,00
2	45	WILSON Ross	MC1	CAN	1981	CANADA	19:29,55	+2,12
3	49	TEN ARGILES Ricardo	MC1	ESP	1975	SPAIN	19:35,73	+8,30
4	59	LISTER William	MC1	USA	1982	USA	19:55,83	+28,40
5	54	MASINI Giancarlo	MC1	ITA	1970	ITALY	20:27,66	+1:00,23
6	53	WINKLER Erich	MC1	GER	1968	GERMANY	20:39,65	+1:12,22
7	58	KEY Todd	MC1	USA	1961	USA	20:53,95	+1:26,52
8	47	LIANG Weicong	MC1	CHN	1995	CHINA	20:57,94	+1:30,51
9	51	SENSKA Pierre	MC1	GER	1988	GERMANY	20:58,51	+1:31,08
10	56	SHAHARUDDIN Mohamad Yusof Hafizi	MC1	MAS	1997	MALAYSIA	21:00,15	+1:32,72
11	57	ERMAKOV Ivan	MC1	RUS	1992	RUSSIA	21:06,04	+1:38,61
12	48	MENDEZ FERNANDEZ Juan Jose	MC1	ESP	1964	SPAIN	21:08,86	+1:41,43
13	50	SMITH David	MC1	GBR	1978	GREAT BRITAIN	21:40,33	+2:12,90
14	46	LI Zhangyu	MC1	CHN	1988	CHINA	21:55,39	+2:27,96
15	41	LOPEZ Rodrigo Fernando	MC1	ARG	1979	ARGENTINA	22:09,67	+2:42,24
16	43	HEUVINCK Koen	MC1	BEL	1989	BELGIUM	22:12,78	+2:45,35
17	42	ZIRKL Andreas	MC1	AUT	1968	AUSTRIA	23:10,90	+3:43,47
18	44	RIBEIRO Marcos Roberto	MC1	BRA	1982	BRAZIL	26:19,77	+6:52,34

Entries	Finished	DNF	DSQ	DNS	REC
18	18	0	0	0	0

DNF : Did not finish - DSQ : Disqualified - DNS : Did not start - REC : Reclassified


**OFFICIAL RESULTS
WOMEN'S C2 TIME TRIAL**

03.08.2018

Race distance : 13.6 km


Communiqué nr. 27

Average Speed : 37,46 km/h

Rang	Bib	Name	Class	NOC	YOB	Team	Time	Gap
1	402	ZENG Sini	WC2	CHN	1988	CHINA	21:47,73	0,00
2	407	NOGUCHI Keiko	WC2	JPN	1970	JAPAN	22:07,43	+19,70
3	403	MUNEVAR FLOREZ Daniela Carolina	WC2	COL	1995	COLOMBIA	22:24,39	+36,66
4	401	SONG Zhenling	WC2	CHN	1980	CHINA	23:22,57	+1:34,84
5	408	ELLINGTON Sarah	WC2	NZL	1989	NEW ZEALAND	23:36,92	+1:49,19
6	406	FUJII Miho	WC2	JPN	1994	JAPAN	26:04,60	+4:16,87
7	404	RIBAULT Christelle	WC2	FRA	1978	FRANCE	27:33,39	+5:45,66
8	405	EL LATIF Aikaterini	WC2	GRE	1982	GREECE	30:39,69	+8:51,96

Entries	Finished	DNF	DSQ	DNS	REC
8	8	0	0	0	0

DNF : Did not finish - DSQ : Disqualified - DNS : Did not start - REC : Reclassified


**OFFICIAL RESULTS
MEN'S C2 TIME TRIAL**

03.08.2018

Race distance : 13.6 km

Communiqué nr. 24

Average Speed : 44,03 km/h

Rang	Bib	Name	Class	NOC	YOB	Team	Time	Gap
1	92	GILMUTDINOV Arslan	MC2	RUS	1982	RUSSIA	18:32,79	0,00
2	75	CHERNOVE Tristen	MC2	CAN	1975	CANADA	18:38,36	+5,57
3	78	PEREA ARANGO Alejandro	MC2	COL	1997	COLOMBIA	18:40,89	+8,10
4	71	HICKS Darren	MC2	AUS	1984	AUSTRALIA	18:51,20	+18,41
5	73	VROMANT Ewoud	MC2	BEL	1984	BELGIUM	18:53,27	+20,48
6	76	LIANG Guihua	MC2	CHN	1984	CHINA	19:29,12	+56,33
7	89	HILARIO RIMAS Israel	MC2	PER	1974	PERU	19:30,32	+57,53
8	82	PRICE Simon	MC2	GBR	1969	GREAT BRITAIN	19:31,74	+58,95
9	81	ECKHARD TIO Maurice Far	MC2	ESP	1983	SPAIN	19:33,04	+1:00,25
10	88	KAWAMOTO Shota	MC2	JPN	1996	JAPAN	19:42,54	+1:09,75
11	80	KOBLASA Ivo	MC2	CZE	1993	CZECH REPUBLIC	19:54,26	+1:21,47
12	87	LYNCH Colin	MC2	IRL	1970	IRELAND	19:59,01	+1:26,22
13	84	PAPANGELIS Nikolaos	MC2	GRE	1999	GREECE	20:06,52	+1:33,73
14	83	ROLFE Louis	MC2	GBR	1997	GREAT BRITAIN	20:12,59	+1:39,80
15	74	DE OLIVEIRA HERLING Victor Luise	MC2	BRA	1981	BRAZIL	20:41,42	+2:08,63
16	93	BOLLIGER Roger	MC2	SUI	1974	SWITZERLAND	20:49,87	+2:17,08
17	95	KEITH Aaron	MC2	USA	1971	USA	20:58,24	+2:25,45
18	97	MOLINA Cirio De Jesus	MC2	VEN	1980	VENEZUELA	21:17,58	+2:44,79
19	90	PINAO Telmo	MC2	POR	1979	PORTUGAL	21:44,25	+3:11,46
20	77	MARULANDA GRISALES Wilmar	MC2	COL	1992	COLOMBIA	21:46,07	+3:13,28
21	91	MOESCU Eduard Mihaita	MC2	ROU	1985	ROMANIA	22:00,90	+3:28,11
22	96	GARRIDO MARQUEZ Victor Hugo	MC2	VEN	1966	VENEZUELA	22:18,28	+3:45,49
23	86	SHALEH M. Habib	MC2	INA	1989	INDONESIA	22:44,16	+4:11,37
24	72	VAN DER MEIREN Guy	MC2	BEL	1963	BELGIUM	23:05,93	+4:33,14
25	79	BENDA Matej	MC2	CZE	1993	CZECH REPUBLIC	26:20,89	+7:48,10
26	94	ALMANSOORI Ahmad Mubarak	MC2	UAE	1981	UNITED ARAB EMIRATES	26:22,74	+7:49,95
DNF	85	RACHMAN Tryagus	MC2	INA	1990	INDONESIA		

Entries	Finished	DNF	DSQ	DNS	REC
27	26	1	0	0	0

DNF : Did not finish - DSQ : Disqualified - DNS : Did not start - REC : Reclassified


**OFFICIAL RESULTS
WOMEN'S C3 TIME TRIAL**

03.08.2018

Race distance : 13.6 km

Communiqué nr. 25

Average Speed : 39,71 km/h

Rang	Bib	Name	Class	NOC	YOB	Team	Time	Gap
1	424	BECK Anna	WC3	SWE	1979	SWEDEN	20:33,36	0,00
2	422	SCHINDLER Denise	WC3	GER	1985	GERMANY	21:35,13	+1:01,77
3	425	WHITMORE Jamie	WC3	USA	1976	USA	21:36,13	+1:02,77
4	421	GIGLIA Megan	WC3	GBR	1985	GREAT BRITAIN	22:34,38	+2:01,02
5	423	AZIZ Nur Faizah	WC3	MAS	1989	MALAYSIA	30:05,09	+9:31,73

Entries	Finished	DNF	DSQ	DNS	REC
5	5	0	0	0	0

DNF : Did not finish - DSQ : Disqualified - DNS : Did not start - REC : Reclassified



**OFFICIAL RESULTS
WOMEN'S C1 TIME TRIAL**

03.08.2018

Race distance : 13.6 km


Communiqué nr. 28

Average Speed : 32,62 km/h

Rang	Bib	Name	Class	NOC	YOB	Team	Time	Gap
1	392	TOFT Katie	WC1	GBR	1993	GREAT BRITAIN	25:01,85	0,00
2	391	SCHURMANN Kaitlyn	WC1	AUS	1998	AUSTRALIA	27:14,82	+2:12,97

Entries	Finished	DNF	DSQ	DNS	REC
2	2	0	0	0	0

DNF : Did not finish - DSQ : Disqualified - DNS : Did not start - REC : Reclassified


**OFFICIAL RESULTS
WOMEN'S C5 TIME TRIAL**

03.08.2018

Race distance : 13.6 km


Communiqué nr. 22

Average Speed : 43,21 km/h

Rang	Bib	Name	Class	NOC	YOB	Team	Time	Gap
1	456	STOREY Sarah	WC5	GBR	1977	GREAT BRITAIN	18:53,62	0,00
2	455	LANE-WRIGHT Crystal	WC5	GBR	1985	GREAT BRITAIN	19:32,53	+38,91
3	462	HARKOWSKA Anna	WC5	POL	1980	POLAND	19:32,77	+39,15
4	457	BRACHTENDORF Kerstin	WC5	GER	1972	GERMANY	19:56,34	+1:02,72
5	464	BOSCO Samantha	WC5	USA	1987	USA	20:02,13	+1:08,51
6	460	GROOT Caroline	WC5	NED	1997	NETHERLANDS	20:17,88	+1:24,26
7	453	OSSA VELOZA Paula Andrea	WC5	COL	1992	COLOMBIA	20:36,21	+1:42,59
8	461	MURRAY Nicole	WC5	NZL	1992	NEW ZEALAND	20:50,13	+1:56,51
9	465	SCHUBLE Jennifer	WC5	USA	1976	USA	20:57,63	+2:04,01
10	452	CLERMONT Nicole	WC5	CAN	1961	CANADA	21:02,78	+2:09,16
11	451	DELGADO Mariela Analia	WC5	ARG	1986	ARGENTINA	21:16,25	+2:22,63
12	454	JUUL Mari-Liis	WC5	EST	1979	ESTONIA	21:35,51	+2:41,89
13	463	PUNINA Alina	WC5	RUS	2001	RUSSIA	22:29,11	+3:35,49
14	459	MELE Eleonora	WC5	ITA	1980	ITALY	22:58,28	+4:04,66
15	458	ASIH Ririn Dwi	WC5	INA	1988	INDONESIA	32:57,72	+14:04,10

Entries	Finished	DNF	DSQ	DNS	REC
15	15	0	0	0	0

DNF : Did not finish - DSQ : Disqualified - DNS : Did not start - REC : Reclassified


**OFFICIAL RESULTS
WOMEN'S C4 TIME TRIAL**

03.08.2018

Race distance : 13.6 km

Communiqué nr. 23

Average Speed : 39,23 km/h

Rang	Bib	Name	Class	NOC	YOB	Team	Time	Gap
1	440	MORELLI Shawn	WC4	USA	1976	USA	20:48,86	0,00
2	432	MACDOUGALL Hannah	WC4	AUS	1987	AUSTRALIA	20:59,21	+10,35
3	431	LEMON Meg	WC4	AUS	1989	AUSTRALIA	21:19,84	+30,98
4	434	SHAW Keely	WC4	CAN	1994	CANADA	21:30,12	+41,26
5	433	MOLNAR Marie-Claude	WC4	CAN	1983	CANADA	22:02,24	+1:13,38
6	435	RUAN Jianping	WC4	CHN	1984	CHINA	22:28,22	+1:39,36
7	437	ALENCON Katell	WC4	FRA	1986	FRANCE	22:43,43	+1:54,57
8	438	NARCISI Jenny	WC4	ITA	1988	ITALY	22:54,42	+2:05,56
9	439	TIKHONOVA Anna	WC4	RUS	2000	RUSSIA	23:11,64	+2:22,78
10	436	KOEFOED Lykke	WC4	DEN	1973	DENMARK	31:35,02	+10:46,16

Entries	Finished	DNF	DSQ	DNS	REC
10	10	0	0	0	0

DNF : Did not finish - DSQ : Disqualified - DNS : Did not start - REC : Reclassified



OFFICIAL RESULTS MEN'S B TIME TRIAL

03.08.2018

Race distance : 27.2 km

Communiqué nr. 33

Average Speed : 51,78 km/h

Rang	Bib	Name	Class	NOC	YOB	Country	Time	Gap
1	12	BATE Stephen DUGGLEBY Adam	MB	GBR	1977 1984	GREAT BRITAIN	31:31.76	0.00
2	23	TER SCHURE Vincent FRANSEN Timo	MB	NED	1979 1987	NETHERLANDS	31:32.31	+0.55
3	25	POLAK Marcin LADOSZ Michal	MB	POL	1982 1984	POLAND	31:53.63	+21.87
4	9	AVILA RODRIGUEZ Ignacio FONT BERTOLI Joan	MB	ESP	1979 1985	SPAIN	32:33.85	+1:02.09
5	8	SERNA MORENO Nelson Javier PEREZ ARANGO Marlon	MB	COL	1986 1976	COLOMBIA	32:35.30	+1:03.54
6	26	WEGNER Przemyslaw KORC Artur	MB	POL	1971 1973	POLAND	32:40.39	+1:08.63
7	18	RYAN Peter HAHESSY Sean	MB	IRL	1990 1995	IRELAND	32:42.56	+1:10.80
8	21	BANGMA Tristan VAN LEEUWEN Cor	MB	NED	1997 1980	NETHERLANDS	32:48.68	+1:16.92
9	3	MURPHY Kieran GLASSPOOL Lachlan	MB	AUS	1992 1993	AUSTRALIA	32:49.09	+1:17.33
10	10	BELLIDO GUERRERO Adolfo MARTIN INFANTE Noel	MB	ESP	1983 1989	SPAIN	32:51.04	+1:19.28
11	13	KLEINWACHTER Timo RENNER Peter	MB	GER	1989 1987	GERMANY	33:40.67	+2:08.91
12	19	VEREKER Damien RADFORD Dermot	MB	IRL	1980 1974	IRELAND	33:45.54	+2:13.78
13	6	SHAPTSIABOI Vasily PIUTSEVICH Andrei	MB	BLR	1979 1978	BELARUS	33:48.52	+2:16.76
14	11	GONZALEZ GARCIA Carlos INOCENCIO Serra Vicente	MB	ESP	1981 1982	SPAIN	33:50.38	+2:18.62
15	7	CHALIFOUR Daniel LACHANCE Jean-Michel	MB	CAN	1971 1987	CANADA	33:53.66	+2:21.90
16	5	HERASIMCHYK Ivan PADALIAK Pavel	MB	BLR	1992 1992	BELARUS	34:24.57	+2:52.81
17	29	PRAGER Juraj GALLIK Jan	MB	SVK	1984 1990	SLOVAKIA	34:31.63	+2:59.87
18	24	BRZOZOWSKI Adam BALA Tomasz	MB	POL	1980 1983	POLAND	34:42.45	+3:10.69

TIME PENALTY : 19 seconds to #8 SERNA MORENO (COL) for failure to respect regulation distance and gaps (Slip-streaming)


**OFFICIAL RESULTS
MEN'S B TIME TRIAL**

03.08.2018

Race distance : 27.2 km

Communiqué nr. 33


Average Speed : 51,78 km/h

Rang	Bib	Name	Class	NOC	YOB	Country	Time	Gap
19	20	KIMURA Kazuhei KURABAYASHI Takuto	MB	JPN	1996 1992	JAPAN	34:56.92	+3:25.16
20	1	GOMEZ Maximiliano TOLOSA Sebastian	MB	ARG	1979 1988	ARGENTINA	36:20.23	+4:48.47
21	2	VILLALBA Raul ROMERO Ezequiel	MB	ARG	1978 1997	ARGENTINA	37:11.32	+5:39.56
22	27	CHIGANOV Aleksandr YAKOVLEV Vladimir	MB	RUS	1989 2000	RUSSIA	37:38.34	+6:06.58
23	14	OCELKA Robert NAGY Gergely	MB	HUN	1974 1981	HUNGARY	38:20.95	+6:49.19
24	28	DRAGAR Ales PORENTA Jurij	MB	SLO	1976 1983	SLOVENIA	38:47.28	+7:15.52
25	22	DE VRIES Stephen BOS Patrick	MB	NED	1995 1987	NETHERLANDS	39:14.59	+7:42.83
26	17	HALAWA Herman DIWAN Fiar Pradana	MB	INA	1993 1996	INDONESIA	40:07.02	+8:35.26
27	15	DWICAKSONO Gilang KRISNANDI Sandi	MB	INA	1993 1992	INDONESIA	41:48.86	+10:17.10

Entries	Finished	DNF	DSQ	DNS	REC
27	27	0	0	0	0

DNF : Did not finish - DSQ : Disqualified - DNS : Did not start - REC : Reclassified

TIME PENALTY : 19 seconds to #8 SERNA MORENO (COL) for failure to respect regulation distance and gaps (Slip-streaming)


**OFFICIAL RESULTS
MEN'S C5 TIME TRIAL**

03.08.2018

Race distance : 27.2 km

Communiqué nr. 34

Average Speed : 48,81 km/h

Rang	Bib	Name	Class	NOC	YOB	Team	Time	Gap
1	188	ABRAHAM GEBRU Daniel	MC5	NED	1985	NETHERLANDS	33:26.80	0.00
2	174	MOURO CHAMAN Lauro Cesar	MC5	BRA	1987	BRAZIL	34:07.97	+41.17
3	194	DEMENTYEV Yehor	MC5	UKR	1987	UKRAINE	34:15.08	+48.28
4	171	DONOHOE Alistair	MC5	AUS	1995	AUSTRALIA	34:26.43	+59.63
5	187	TARLAO Andrea	MC5	ITA	1984	ITALY	34:42.93	+1:16.13
6	179	BJERGFELT William	MC5	GBR	1978	GREAT BRITAIN	35:19.86	+1:53.06
7	172	EIBECK Wolfgang	MC5	AUT	1972	AUSTRIA	35:29.00	+2:02.20
8	192	STRECKO Ondrej	MC5	SVK	1983	SLOVAKIA	35:58.97	+2:32.17
9	184	ADDESI Pierpaolo	MC5	ITA	1976	ITALY	36:05.37	+2:38.57
10	178	FOULON Dorian	MC5	FRA	1998	FRANCE	36:11.39	+2:44.59
11	181	WERMESER Zsombor	MC5	HUN	1998	HUNGARY	36:38.89	+3:12.09
12	189	VAN DE POL Martin	MC5	NED	1991	NETHERLANDS	36:52.87	+3:26.07
13	173	GOHR Soelito	MC5	BRA	1973	BRAZIL	37:05.87	+3:39.07
14	185	DANZI Alessandro	MC5	ITA	2000	ITALY	37:40.91	+4:14.11
15	190	COETZEE Gary	MC5	RSA	1982	SOUTH AFRICA	38:48.38	+5:21.58
16	175	KAJNAR Tomas	MC5	CZE	1978	CZECH REPUBLIC	40:25.97	+6:59.17
17	195	MILANO OJEDA Marcel Jose	MC5	VEN	1983	VENEZUELA	40:50.39	+7:23.59
18	182	LOSU Marthin	MC5	INA	1978	INDONESIA	41:33.19	+8:06.39
19	183	SAORI Sufyan	MC5	INA	1994	INDONESIA	42:27.34	+9:00.54
20	193	ALBALOOSHI Abdalla	MC5	UAE	1992	UNITED ARAB EMIRATES	46:22.21	+12:55.41
21	191	ĐUKELIC Stefan	MC5	SRB	1994	SERBIE	48:08.40	+14:41.60

Entries	Finished	DNF	DSQ	DNS	REC
21	21	0	0	0	0

DNF : Did not finish - DSQ : Disqualified - DNS : Did not start - REC : Reclassified

**OFFICIAL RESULTS
MEN'S C4 TIME TRIAL**

03.08.2018

Race distance : 27.2 km


Communiqué nr. 35

Average Speed : 48,24 km/h

Rang	Bib	Name	Class	NOC	YOB	Team	Time	Gap
1	164	METELKA Jozef	MC4	SVK	1986	SLOVAKIA	33:50.26	0.00
2	162	PUDOV Sergei	MC4	RUS	1986	RUSSIA	35:05.34	+1:15.08
3	141	BRIDGWOOD Kyle	MC4	AUS	1989	AUSTRALIA	35:45.92	+1:55.66
4	154	VETTER Tobias	MC4	GER	1981	GERMANY	35:48.72	+1:58.46
5	152	PEASGOOD George	MC4	GBR	1995	GREAT BRITAIN	36:03.58	+2:13.32
6	146	DUENAS GOMEZ Diego German	MC4	COL	1990	COLOMBIA	36:05.95	+2:15.69
7	153	SCHAFER Thomas	MC4	GER	1980	GERMANY	36:21.99	+2:31.73
8	161	NOVAK Carol-Eduard	MC4	ROU	1976	ROMANIA	36:52.80	+3:02.54
9	163	KURIL Patrik	MC4	SVK	1979	SLOVAKIA	37:08.15	+3:17.89
10	158	PITTACOLO Michele	MC4	ITA	1970	ITALY	37:15.53	+3:25.27
11	165	JUNG Cody	MC4	USA	1992	USA	37:19.73	+3:29.47
12	157	GRIMES Ronan	MC4	IRL	1988	IRELAND	38:24.69	+4:34.43
13	150	HIGUERA RODRIGUEZ Oscar	MC4	ESP	1977	SPAIN	39:01.29	+5:11.03
14	151	CALMON David	MC4	FRA	1976	FRANCE	39:08.71	+5:18.45
15	143	MUYLAERT Patrick	MC4	BEL	1962	BELGIUM	39:14.49	+5:24.23
16	142	CLINCKE Louis	MC4	BEL	1986	BELGIUM	39:23.09	+5:32.83
17	159	GAILISS Oskars	MC4	LAT	1969	LATVIA	40:06.46	+6:16.20
18	145	CHEN Yonghao	MC4	CHN	1993	CHINA	40:17.32	+6:27.06
19	144	GRIZANTE Andre Luiz	MC4	BRA	1976	BRAZIL	40:28.06	+6:37.80
20	156	IMAMMUDDIN Muhammad Fadli	MC4	INA	1984	INDONESIA	40:31.25	+6:40.99
21	160	TURONEK Slawomir	MC4	POL	1986	POLAND	40:49.23	+6:58.97
22	148	BOUSKA Jiri	MC4	CZE	1979	CZECH REPUBLIC	41:28.38	+7:38.12
23	155	ANWAR Saiful	MC4	INA	1979	INDONESIA	45:19.75	+11:29.49
24	149	KANKOVSKY Josef	MC4	CZE	1980	CZECH REPUBLIC	45:54.43	+12:04.17
DNF	147	SANDOVAL JIMENEZ Edwin Alexander	MC4	COL	1981	COLOMBIA		

Entries	Finished	DNF	DSQ	DNS	REC
25	24	1	0	0	0

DNF : Did not finish - DSQ : Disqualified - DNS : Did not start - REC : Reclassified


**OFFICIAL RESULTS
MEN'S C3 TIME TRIAL**

03.08.2018

Race distance : 27.2 km

Communiqué nr. 36A

Average Speed : 46,19 km/h

Rang	Bib	Name	Class	NOC	YOB	Team	Time	Gap
1	114	SAMETZ Michael	MC3	CAN	1996	CANADA	35:20.29	0.00
2	118	SCHINDLER Matthias	MC3	GER	1982	GERMANY	36:46.66	+1:26.37
3	117	WATSON Benjamin	MC3	GBR	1989	GREAT BRITAIN	36:50.72	+1:30.43
4	119	WARIAS Steffen	MC3	GER	1985	GERMANY	37:28.06	+2:07.77
5	123	USTINOV Sergey	MC3	RUS	1982	RUSSIA	38:00.55	+2:40.26
6	111	NICHOLAS David	MC3	AUS	1991	AUSTRALIA	38:10.08	+2:49.79
7	115	SANTAS ASENSIO Eduardo	MC3	ESP	1989	SPAIN	38:10.87	+2:50.58
8	113	SCHELFHOUT Diederick	MC3	BEL	1985	BELGIUM	38:28.63	+3:08.34
9	121	BOERSMA Stijn	MC3	NED	1995	NETHERLANDS	39:24.70	+4:04.41
10	124	MARVIG Henrik	MC3	SWE	1977	SWEDEN	39:49.82	+4:29.53
11	116	GRAHAM Finlay	MC3	GBR	1999	GREAT BRITAIN	40:07.80	+4:47.51
12	120	ANOBILE Fabio	MC3	ITA	1993	ITALY	40:17.14	+4:56.85
13	122	OBYDENNOV Alexsey	MC3	RUS	1976	RUSSIA	41:24.40	+6:04.11

Entries	Finished	DNF	DSQ	DNS	REC
13	13	0	0	0	0

DNF : Did not finish - DSQ : Disqualified - DNS : Did not start - REC : Reclassified

TIME PENALTY : 19 seconds to #116 GRAHAM (GBR) for failure to respect regulation distance and gaps (Slip-streaming)

**OFFICIAL RESULTS
WOMEN'S B TIME TRIAL**

03.08.2018

Race distance : 27.2 km


Communiqué nr. 37

Average Speed : 46,06 km/h

Rang	Bib	Name	Class	NOC	YOB	Country	Time	Gap
1	376	DUNLEVY Katie-George MCCRISTAL Eve	WB	IRL	1981 1978	IRELAND	35:26.37	0.00
2	374	FACHIE Lora HALL Corrine	WB	GBR	1988 1991	GREAT BRITAIN	35:43.38	+17.01
3	379	PODKOSCIELNA Iwona TECLAW Aleksandra	WB	POL	1988 1986	POLAND	37:30.15	+2:03.78
4	371	HOET Griet MONSIEUR Anneleen	WB	BEL	1978 1978	BELGIUM	37:45.94	+2:19.57
5	378	FOY Emma WOLLASTON Nina	WB	NZL	1989 1996	NEW ZEALAND	37:55.28	+2:28.91
6	377	CAMERON Amanda VAN KAMPEN Hannah	WB	NZL	1988 1993	NEW ZEALAND	38:37.14	+3:10.77
7	384	JANNERING Louise SVARDSTROM Anna	WB	SWE	1997 1967	SWEDEN	39:59.79	+4:33.42
8	380	RZEPA Karolina JASINSKA Edyta	WB	POL	1993 1986	POLAND	40:05.33	+4:38.96
9	383	TSAKHILOVA Evgeniya NIKISHINA Olga	WB	RUS	1989 1996	RUSSIA	40:23.97	+4:57.60
10	373	HATUNEN Pauliina NIEMINEN Tiina	WB	FIN	1978 1979	FINLAND	40:50.72	+5:24.35
11	381	WILK Justyna BOROWIECKA Barbara	WB	POL	1995 1995	POLAND	41:35.36	+6:08.99
12	372	RIBEIRO GONCALVES FANHANI Marcia COELHO FERREIRA Camila	WB	BRA	1986 1988	BRAZIL	41:47.32	+6:20.95
13	375	SUGIYANTI Sri MAGFIROH Nimal	WB	INA	1994 2000	INDONESIA	44:08.09	+8:41.72
14	382	GRINEVA Zhanna KONSTANTINOVA Ekaterina	WB	RUS	1977 1981	RUSSIA	45:35.95	+10:09.58

Entries	Finished	DNF	DSQ	DNS	REC
14	14	0	0	0	0

DNF : Did not finish - DSQ : Disqualified - DNS : Did not start - REC : Reclassified


**OFFICIAL RESULTS
MEN'S H5 TIME TRIAL**

03.08.2018

Race distance : 27.2 km

Communiqué nr. 38

Average Speed : 41,67 km/h

Rang	Bib	Name	Class	NOC	YOB	Team	Time	Gap
1	324	SANCHEZ Oscar	MH5	USA	1975	USA	39:10.02	0.00
2	317	DE VRIES Tim	MH5	NED	1978	NETHERLANDS	39:15.73	+5.71
3	316	ZANARDI Alessandro	MH5	ITA	1966	ITALY	40:11.41	+1:01.39
4	322	DAVIDOVICH Aleksandr	MH5	RUS	1984	RUSSIA	40:18.30	+1:08.28
5	311	TRIPP Stuart	MH5	AUS	1970	AUSTRALIA	41:04.87	+1:54.85
6	318	REEKERS Johan	MH5	NED	1957	NETHERLANDS	41:13.48	+2:03.46
7	313	VERGNAUD Loic	MH5	FRA	1978	FRANCE	41:17.84	+2:07.82
8	323	DELOSSANTOS Alfredo	MH5	USA	1969	USA	41:44.18	+2:34.16
9	321	COSTA Luis	MH5	POR	1973	PORTUGAL	42:07.48	+2:57.46
10	319	VALIZE Mitch	MH5	NED	1995	NETHERLANDS	42:39.10	+3:29.08
11	315	COLOMBARI Diego	MH5	ITA	1982	ITALY	42:59.45	+3:49.43
12	312	LIU Qiangli	MH5	CHN	1987	CHINA	43:01.32	+3:51.30
13	320	MALEK Piotr	MH5	POL	1965	POLAND	50:56.51	+11:46.49
14	314	SOMANTRI Somantri	MH5	INA	1979	INDONESIA	1:01:54.93	+22:44.91

Entries	Finished	DNF	DSQ	DNS	REC
14	14	0	0	0	0

DNF : Did not finish - DSQ : Disqualified - DNS : Did not start - REC : Reclassified