

WALMART JOE MARTIN STAGE RACE

STAGE 1 RESULTS

WOMEN ELITE • MAY 18, 2023



DEVIL'S DEN ROAD RACE

JoeMartinStageRace.com

Walmart 


JOE MARTIN
STAGE RACE



Communiqué 3

18-05-2023

2023 JOE MARTIN STAGE RACE - ELITE WOMEN 2.2 STAGE ONE

DECISION

2.12.007 (8.3)	Littering - disposable of water bottle outside of green zone (1st infringement) Fine of 100 CHF and loss of 5 UCI points to the following rider:		
162 PARKER, Rachel		AMY D FOUNDATION	101 368 086 79
2.12.007 (6.3)	Breach of regulations or guidelines concerning vehicle movements during the race or failure to comply with the instructions of commissaires and/or the organisation. Fine of 100 CHF.		
DS GILLARD, Christine		PRIMEAU VELO RACING TEAM	100 563 733 50
DS RENKEMA, Ben		GOLDMAN SACHS EFTS RACING	100 773 259 56
2.12.007 (4.9)	Follower leaning out of a vehicle or holding equipment outside a vehicle Fine of 100 CHF		
DS CARLSON, Chris		UNITED CYCLING	100 071 856 60

ANNOUNCEMENT

Time cut has been adjusted to 18% following consultation with the Race Director.

Riders caught in the crash at 2.5km to go were credited with the same time as the main field, namely 2:57:51.

REMINDERS

CHANGE: For Stage 2, the location of the first feedzone is changing. It will now be located at km 56, just after the QOM. This location will also be used by the Men's field.

At the end of Stage 2 all caravan and team car drivers are asked not to park in the parking area immediately after the finish line. Please

**ARKANSAS TOURISM DEVIL'S DEN ROAD RACE
WOMEN ELITE • MAY 18, 2023**

HONORS

05/18/2023 | Fayetteville - Fayetteville

STAGE RESULTS			
Stage Winner	61	Skylar SCHNEIDER	XLA
Best Team	-	VIRGINIA'S BLUE RIDGE TWENTY24	T24

LEADERS			
General Classification		61	Skylar SCHNEIDER XLA
Points Classification		61	Skylar SCHNEIDER XLA
	Wearer:	171	Marlies MEJIAS GARCIA T24
Mountain Classification		61	Skylar SCHNEIDER XLA
	Wearer:	46	Emilie FORTIN CYN
Young Rider Classification		16	Sarah VAN DAM DNA
Team General Classification		-	VIRGINIA'S BLUE RIDGE TWENTY24 T24

Timing / Data Processing / Photo-finish / GPS tracking | Race Day Systems

ARKANSAS TOURISM DEVIL'S DEN ROAD RACE

WOMEN ELITE • MAY 18, 2023

RESULTS

05/18/2023 | Fayetteville - Fayetteville

Average speed: 36.84 km/h
Distance: 109.2 km

Organizer: All Sports Productions
Time limit (18%): 3h29'51"

Rk.	Bib	Name	Team	Nat.	B/P	Gap	Rk.	Bib	Name	Team	Nat.	B/P	Gap
1.	61	Skylar SCHNEIDER	XLA	USA	-13	2h57'51"	56.	107	Danielle RAVNIKAR	XCC	USA		+0"
2.	16	Sarah VAN DAM*	DNA	CAN	-6	"	57.	114	Hayley WICKSTROM	XQM	USA		+0"
3.	171	Marlies MEJIAS GARCIA	T24	CUB	-4	"	58.	83	Daniely Del Valle GARCIA BUITRAGO	XMN	VEN		+0"
4.	121	Leah KIRCHMAN	XDD	CAN		"	59.	132	Regina LEGGE	XCE	USA		+0"
5.	172	Emily EHRlich	T24	USA		"	60.	113	Rachel JORDAN	XQM	USA		+0"
6.	11	Shayna POWLESS	DNA	USA		"	61.	191	Anna DOROVSKIKH	XOR	USA		+0"
7.	25	Ariane BONHOMME	ROX	CAN		"	62.	161	Maria Monserrat CAMARGO SANTACANA	XAD	MEX		+0"
8.	41	Greta RICHIOUD	CYN	FRA		"	63.	91	Katherine SEILER*	XCA	USA		+0"
9.	2	Lauren STEPHENS	TIB	USA	-2	"	64.	166	Claudia FERREIRA	XAD	USA		+0"
10.	51	Camille PRIMEAU*	PVR	CAN		"	65.	195	Marien LAWSON*	XOR	CAN		+0"
11.	81	Andrea BUTTINE	XMN	USA		"	66.	124	Erica ZAVETA	XDD	USA		+0"
12.	34	Cassidy HICKEY*	ILP	USA		"	67.	127	Ava HACHMANN	XDD	USA		+0"
13.	84	Taylor KUYK-WHITE	XMN	USA		"	68.	175	Jennifer VALENTE	T24	USA		+0"
14.	144	Alia SHAFI	XFC	USA		"	69.	22	Nadia GONTOVA	ROX	CAN		+0"
15.	174	Sofia ARREOLA NAVARRO	T24	MEX		"	70.	185	Jenna NESTMAN	XGS	CAN		+0"
16.	54	Coralie LEVESQUE*	PVR	CAN		"	71.	93	Betty HASSE*	XCA	USA		+0"
17.	112	Galen BOLARD	XQM	USA	-1	"	72.	31	Helena CONEY	ILP	CAN		+0"
18.	33	Brenna WRYE-SIMPSON	ILP	USA		"	73.	163	Stephanie HALAMEK	XAD	USA		+0"
19.	94	Natalie QUINN*	XCA	USA		"	74.	143	Sofia SCHUGAR	XFC	USA		+0"
20.	21	Maeghan EASLER	ROX	USA		"	75.	82	Andrea CYR	XMN	USA		+4'41"
21.	46	Emilie FORTIN	CYN	CAN		"	76.	65	Caitlin HOWELL	XLA	USA		"
22.	47	Claire WINDSOR	CYN	USA		"	77.	167	Rachel RUBINO	XAD	USA		"
23.	14	Diana Carolina PEÑUELA MARTINEZ	DNA	COL		"	78.	92	Elizabeth GUNSALUS*	XCA	USA		"
24.	27	Marjie BEMIS	ROX	USA		"	79.	17	Olivia CUMMINS*	DNA	USA		"
25.	3	Sara POIDEVIN	TIB	CAN		"	80.	4	Elizabeth BANKS	TIB	GBR		"
26.	42	Pauline ALLIN	CYN	FRA		"	81.	184	Elizabeth Katia MARTINEZ MIÑARRO*	XGS	MEX		"
27.	5	Clara HONSINGER	TIB	USA		"	82.	133	Raylyn NUSS	XCE	USA		+0"
28.	26	Romina HINOJOSA CRUZ*	ROX	MEX		"	83.	102	Morgan STERN	XCC	USA		+0"
29.	24	Emily NEWSOM	ROX	USA		"	84.	44	Anna HICKS	CYN	USA		+0"
30.	63	Renee Julyn AGUILA HERNANDEZ	XLA	MEX		"	85.	72	Sarah SCHUETTER	XUC	USA		+7'31"
31.	176	Melisa ROLLINS	T24	USA		"	86.	141	Marjorie RINALDO	XFC	USA		+10'51"
32.	15	Holly BRECK	DNA	USA		"	87.	165	Katherine LIN	XAD	USA		+10'52"
33.	13	Anet BARRERA ESPARZA	DNA	MEX		"	88.	115	Leah THORVILSON	XQM	USA		"
34.	146	Amy GAMMELGARD	XFC	USA		"	89.	164	Keira BOND*	XAD	USA		+10'54"
35.	56	Lilly UJFALUSI*	PVR	CAN		"	90.	77	Zoe CLAY	XUC	USA		+10'57"
36.	85	Jeydy PRADERA BERNAL	XMN	CUB		"	91.	194	Erika WILSON	XOR	USA		+10'58"
37.	71	Kathryn AMAN	XUC	USA		"	92.	75	Staci MCCUDDEN*	XUC	AUS		+11'46"
38.	1	Emma LANGLEY	TIB	USA		"	93.	55	Iris GABELIER*	PVR	CAN		+19'58"
39.	134	Chloe PATRICK*	XCE	USA		"	94.	57	Isla WALKER*	PVR	CAN		"
40.	131	Samantha SCOTT*	XCE	USA		"	95.	183	Justine THOMAS*	XGS	CAN		"
41.	95	Katherine RUSCH	XCA	USA		"	96.	162	Rachel PARKER	XAD	USA		+20'29"
42.	23	Emily MARCOLINI	ROX	CAN		"	97.	192	Cheyenne NOBLE	XOR	USA		+20'31"
43.	76	Caitlin CONYERS	XUC	BER		"	98.	136	Meredith MORAN	XCE	USA		+20'32"
44.	62	Samantha SCHNEIDER	XLA	USA	+0"	"	99.	105	Leigh DUKEMAN	XCC	USA		"
45.	12	Rachel LANGDON	DNA	GBR	+0"	"	100.	135	Lauren ZOERNER*	XCE	USA		+23'48"
46.	153	Madeline LEBRETON*	XCY	CAN	+0"	"	101.	126	Elizabeth HARDEN*	XDD	USA		"
47.	101	Florence HOWDEN	XCC	USA	+0"	"	102.	64	Aubrey DRUMMOND*	XLA	USA		+23'50"
48.	45	Jessica CYGAN	CYN	USA	+0"	"	103.	53	Lucy HEMPSTEAD*	PVR	CAN		+26'58"
49.	43	Ashley FRYE	CYN	USA	+0"	"	104.	152	Whitney SURGENOR	XCY	CAN		+29'08"
50.	156	Skyler GOUDSWAARD	XCY	CAN	+0"	"	105.	35	Kara LILLY	ILP	CAN		+29'10"
51.	154	Taylor TOMPKINS*	XCY	CAN	+0"	"	106.	103	Myriam PAQUET	XCC	CAN		+31'57"
52.	73	Hannah DALRING	XUC	USA	+0"	"	OTL	106	Clara BROWN	XCC	USA		"
53.	74	Mallory MACROSTIE	XUC	USA	+0"	"	OTL	116	Amanda BRANDYBERRY	XQM	USA		"
54.	173	Laurel QUINONES	T24	USA	+0"	"	OTL	181	Jane TULLIS*	XGS	USA		"
55.	111	Stefania SYDLIK	XQM	USA	+0"	"	DNF	36	Holly HENRY	ILP	CAN		"

Timing / Data Processing / Photo-finish / GPS tracking | Race Day Systems

ARKANSAS TOURISM DEVIL'S DEN ROAD RACE WOMEN ELITE • MAY 18, 2023

RESULTS

05/18/2023 | Fayetteville - Fayetteville

Average speed: 36.84 km/h
Distance: 109.2 km

Organizer: All Sports Productions
Time limit (18%): 3h29'51"

Rk.	Bib	Name	Team	Nat.	B/P	Gap	Rk.	Bib	Name	Team	Nat.	B/P	Gap
DNF	37	Cassandra NELSON	ILP	USA									
DNF	52	Penelope PRIMEAU*	PVR	CAN									
DNF	151	Annie SCOTT*	XCY	CAN									
DNF	182	Megan POULIN	XGS	CAN									
DNF	193	Catherine GUENTERT	XOR	USA									
DNS	125	Hayley BATES	XDD	USA									
DNS	145	Jennifer WHEELER	XFC	USA									

Did not start: 2
Out of time limit: 3
Disqualified: 0
Did not finish: 6

Timing / Data Processing / Photo-finish / GPS tracking | Race Day Systems

ARKANSAS TOURISM DEVIL'S DEN ROAD RACE WOMEN ELITE • MAY 18, 2023

GENERAL CLASSIFICATION

05/18/2023 | Fayetteville - Fayetteville

Average speed: 36.84 km/h

Total distance: 109.2 km


Rk.	Bib	Name	Team	Nat.	Gap	Rk.	Bib	Name	Team	Nat.	Gap
1.	61	Skylar SCHNEIDER	XLA	USA	2h57'38"	56.	107	Danielle RAVNIKAR	XCC	USA	"
2.	16	Sarah VAN DAM*	DNA	CAN	+7"	57.	114	Hayley WICKSTROM	XQM	USA	"
3.	171	Marlies MEJIAS GARCIA	T24	CUB	+9"	58.	83	Daniely Del Valle GARCIA BUITRAGO	XMN	VEN	"
4.	2	Lauren STEPHENS	TIB	USA	+11"	59.	132	Regina LEGGE	XCE	USA	"
5.	112	Galen BOLARD	XQM	USA	+12"	60.	113	Rachel JORDAN	XQM	USA	"
6.	121	Leah KIRCHMANN	XDD	CAN	+13"	61.	191	Anna DOROVSKIKH	XOR	USA	"
7.	172	Emily EHRlich	T24	USA	"	62.	161	Maria Monserrat CAMARGO SANTACANA	XAD	MEX	"
8.	11	Shayna POWLESS	DNA	USA	"	63.	91	Katherine SEILER*	XCA	USA	"
9.	25	Ariane BONHOMME	ROX	CAN	"	64.	166	Claudia FERREIRA	XAD	USA	"
10.	41	Greta RICHIOUD	CYN	FRA	"	65.	195	Mairen LAWSON*	XOR	CAN	"
11.	51	Camille PRIMEAU*	PVR	CAN	"	66.	124	Erica ZAVETA	XDD	USA	"
12.	81	Andrea BUTTINE	XMN	USA	"	67.	127	Ava HACHMANN	XDD	USA	"
13.	34	Cassidy HICKEY*	ILP	USA	"	68.	175	Jennifer VALENTE	T24	USA	"
14.	84	Taylor KUYK-WHITE	XMN	USA	"	69.	22	Nadia GONTOVA	ROX	CAN	"
15.	144	Alia SHAFI	XFC	USA	"	70.	185	Jenna NESTMAN	XGS	CAN	"
16.	174	Sofia ARREOLA NAVARRO	T24	MEX	"	71.	93	Betty HASSE*	XCA	USA	"
17.	54	Coralie LEVESQUE*	PVR	CAN	"	72.	31	Helena CONEY	ILP	CAN	"
18.	33	Brenna WRYE-SIMPSON	ILP	USA	"	73.	163	Stephanie HALAMEK	XAD	USA	"
19.	94	Natalie QUINN*	XCA	USA	"	74.	143	Sofia SCHUGAR	XFC	USA	"
20.	21	Maeghan EASLER	ROX	USA	"	75.	133	Raylyn NUSS	XCE	USA	"
21.	46	Emilie FORTIN	CYN	CAN	"	76.	102	Morgan STERN	XCC	USA	"
22.	47	Claire WINDSOR	CYN	USA	"	77.	44	Anna HICKS	CYN	USA	"
23.	14	Diana Carolina PEÑUELA MARTINEZ	DNA	COL	"	78.	82	Andrea CYR	XMN	USA	+4'54"
24.	27	Marjie BEMIS	ROX	USA	"	79.	65	Caitlin HOWELL	XLA	USA	"
25.	3	Sara POIDEVIN	TIB	CAN	"	80.	167	Rachel RUBINO	XAD	USA	"
26.	42	Pauline ALLIN	CYN	FRA	"	81.	92	Elizabeth GUNSALUS*	XCA	USA	"
27.	5	Clara HONSINGER	TIB	USA	"	82.	17	Olivia CUMMINS*	DNA	USA	"
28.	26	Romina HINOJOSA CRUZ*	ROX	MEX	"	83.	4	Elizabeth BANKS	TIB	GBR	"
29.	24	Emily NEWSOM	ROX	USA	"	84.	184	Elizabeth Katia MARTINEZ MIÑARRO*	XGS	MEX	"
30.	63	Renee Julyn AGUILA HERNANDEZ	XLA	MEX	"	85.	72	Sarah SCHUETTER	XUC	USA	+7'44"
31.	176	Melisa ROLLINS	T24	USA	"	86.	141	Marjorie RINALDO	XFC	USA	+11'04"
32.	15	Holly BRECK	DNA	USA	"	87.	165	Katherine LIN	XAD	USA	+11'05"
33.	13	Anet BARRERA ESPARZA	DNA	MEX	"	88.	115	Leah THORVILSON	XQM	USA	"
34.	146	Amy GAMMELGARD	XFC	USA	"	89.	164	Keira BOND*	XAD	USA	+11'07"
35.	56	Lilly UJFALUSI*	PVR	CAN	"	90.	77	Zoe CLAY	XUC	USA	+11'10"
36.	85	Jeydy PRADERA BERNAL	XMN	CUB	"	91.	194	Erika WILSON	XOR	USA	+11'11"
37.	71	Kathryn AMAN	XUC	USA	"	92.	75	Staci MCCUDDEN*	XUC	AUS	+11'59"
38.	1	Emma LANGLEY	TIB	USA	"	93.	55	Iris GABELIER*	PVR	CAN	+20'11"
39.	134	Chloe PATRICK*	XCE	USA	"	94.	57	Isla WALKER*	PVR	CAN	"
40.	131	Samantha SCOTT*	XCE	USA	"	95.	183	Justine THOMAS*	XGS	CAN	"
41.	95	Katherine RUSCH	XCA	USA	"	96.	162	Rachel PARKER	XAD	USA	+20'42"
42.	23	Emily MARCOLINI	ROX	CAN	"	97.	192	Cheyenne NOBLE	XOR	USA	+20'44"
43.	76	Caitlin CONYERS	XUC	BER	"	98.	136	Meredith MORAN	XCE	USA	+20'45"
44.	62	Samantha SCHNEIDER	XLA	USA	"	99.	105	Leigh DUKEMAN	XCC	USA	"
45.	12	Rachel LANGDON	DNA	GBR	"	100.	135	Lauren ZOERNER*	XCE	USA	+24'01"
46.	153	Madeline LEBRETON*	XCY	CAN	"	101.	126	Elizabeth HARDEN*	XDD	USA	"
47.	101	Florence HOWDEN	XCC	USA	"	102.	64	Aubrey DRUMMOND*	XLA	USA	+24'03"
48.	45	Jessica CYGAN	CYN	USA	"	103.	53	Lucy HEMPSTEAD*	PVR	CAN	+27'11"
49.	43	Ashley FRYE	CYN	USA	"	104.	152	Whitney SURGENOR	XCY	CAN	+29'21"
50.	156	Skyler GOUDSWAARD	XCY	CAN	"	105.	35	Kara LILLY	ILP	CAN	+29'23"
51.	154	Taylor TOMPKINS*	XCY	CAN	"	106.	103	Myriam PAQUET	XCC	CAN	+32'10"
52.	73	Hannah DALRING	XUC	USA	"						
53.	74	Mallory MACROSTIE	XUC	USA	"						
54.	173	Laurel QUINONES	T24	USA	"						
55.	111	Stefanie SYDLIK	XQM	USA	"						

Timing / Data Processing / Photo-finish / GPS tracking | Race Day Systems

PHOTO FINISH

05/18/2023 | Fayetteville - Fayetteville

Stage Winner: Skylar SCHNEIDER (XLA)



Timing / Data Processing / Photo-finish / GPS tracking | Race Day Systems

ARKANSAS TOURISM DEVIL'S DEN ROAD RACE

WOMEN ELITE • MAY 18, 2023

POINTS CLASSIFICATION

05/18/2023 | Fayetteville - Fayetteville

Rk.	Bib	Name	Team	Nat.	Pts	Rk.	Bib	Name	Team	Nat.	Pts
HWY 71 Inter. Sprint - 71.2km						Overall Points Classification after Stage 1					
1.	61	Skylar SCHNEIDER	XLA	USA	5 pt	1.	61	Skylar SCHNEIDER	XLA	USA	20 pt
2.	2	Lauren STEPHENS	TIB	USA	3 pt	2.	16	Sarah VAN DAM	DNA	CAN	12 pt
3.	112	Galen BOLARD	XQM	USA	1 pt	3.	171	Marlies MEJIAS GARCIA	T24	CUB	10 pt
						4.	121	Leah KIRCHMAN	XDD	CAN	7 pt
						5.	172	Emily EHRlich	T24	USA	6 pt
						6.	2	Lauren STEPHENS	TIB	USA	5 pt
						7.	11	Shayna POWLESS	DNA	USA	5 pt
						8.	25	Ariane BONHOMME	ROX	CAN	4 pt
						9.	41	Greta RICHIOUD	CYN	FRA	3 pt
						10.	112	Galen BOLARD	XQM	USA	1 pt
						11.	51	Camille PRIMEAU	PVR	CAN	1 pt

Fayetteville - Finish line					
1.	61	Skylar SCHNEIDER	XLA	USA	15 pt
2.	16	Sarah VAN DAM	DNA	CAN	12 pt
3.	171	Marlies MEJIAS GARCIA	T24	CUB	10 pt
4.	121	Leah KIRCHMAN	XDD	CAN	7 pt
5.	172	Emily EHRlich	T24	USA	6 pt
6.	11	Shayna POWLESS	DNA	USA	5 pt
7.	25	Ariane BONHOMME	ROX	CAN	4 pt
8.	41	Greta RICHIOUD	CYN	FRA	3 pt
9.	2	Lauren STEPHENS	TIB	USA	2 pt
10.	51	Camille PRIMEAU	PVR	CAN	1 pt

Timing / Data Processing / Photo-finish / GPS tracking | Race Day Systems

ARKANSAS TOURISM DEVIL'S DEN ROAD RACE
WOMEN ELITE • MAY 18, 2023

MOUNTAIN CLASSIFICATION

05/18/2023 | Fayetteville - Fayetteville

Rk.	Bib	Name	Team	Nat.	Pts	Rk.	Bib	Name	Team	Nat.	Pts
HWY 170 Int. QOM - 45.2km (Cat. 2)						Overall Mountain Classification after Stage 1					
1.	61	Skylar SCHNEIDER	XLA	USA	3 pt	1.	61	Skylar SCHNEIDER	XLA	USA	3 pt
2.	46	Emilie FORTIN	CYN	CAN	2 pt	2.	46	Emilie FORTIN	CYN	CAN	2 pt
3.	144	Alia SHAFI	XFC	USA	1 pt	3.	144	Alia SHAFI	XFC	USA	1 pt

Timing / Data Processing / Photo-finish / GPS tracking | Race Day Systems

ARKANSAS TOURISM DEVIL'S DEN ROAD RACE WOMEN ELITE • MAY 18, 2023

YOUNG RIDER CLASSIFICATION

05/18/2023 | Fayetteville - Fayetteville

Rk.	Bib	Name	Team	Nat.	B	Gap	Rk.	Bib	Name	Team	Nat.	Gap
Young Rider Classification Stage 1						Overall Young Rider Classification after Stage 1						
1.	16	Sarah VAN DAM	DNA	CAN	-6	2h57'51"	1.	16	Sarah VAN DAM	DNA	CAN	2h57'45"
2.	51	Camille PRIMEAU	PVR	CAN		+0"	2.	51	Camille PRIMEAU	PVR	CAN	+6"
3.	34	Cassidy HICKEY	ILP	USA		+0"	3.	34	Cassidy HICKEY	ILP	USA	+6"
4.	54	Coralie LEVESQUE	PVR	CAN		+0"	4.	54	Coralie LEVESQUE	PVR	CAN	+6"
5.	94	Natalie QUINN	XCA	USA		+0"	5.	94	Natalie QUINN	XCA	USA	+6"
6.	26	Romina HINOJOSA CRUZ	ROX	MEX		+0"	6.	26	Romina HINOJOSA CRUZ	ROX	MEX	+6"
7.	56	Lilly UJFALUSI	PVR	CAN		+0"	7.	56	Lilly UJFALUSI	PVR	CAN	+6"
8.	134	Chloe PATRICK	XCE	USA		+0"	8.	134	Chloe PATRICK	XCE	USA	+6"
9.	131	Samantha SCOTT	XCE	USA		+0"	9.	131	Samantha SCOTT	XCE	USA	+6"
10.	153	Madeline LEBRETON	XCY	CAN		+0"	10.	153	Madeline LEBRETON	XCY	CAN	+6"
11.	154	Taylor TOMPKINS	XCY	CAN		+0"	11.	154	Taylor TOMPKINS	XCY	CAN	+6"
12.	91	Katherine SEILER	XCA	USA		+0"	12.	91	Katherine SEILER	XCA	USA	+6"
13.	195	Marien LAWSON	XOR	CAN		+0"	13.	195	Marien LAWSON	XOR	CAN	+6"
14.	93	Betty HASSE	XCA	USA		+0"	14.	93	Betty HASSE	XCA	USA	+6"
15.	92	Elizabeth GUNSALUS	XCA	USA		+4'41"	15.	92	Elizabeth GUNSALUS	XCA	USA	+4'47"
16.	17	Olivia CUMMINS	DNA	USA		+4'41"	16.	17	Olivia CUMMINS	DNA	USA	+4'47"
17.	184	Elizabeth Katia MARTINEZ MIÑARRO	XGS	MEX		+4'41"	17.	184	Elizabeth Katia MARTINEZ MIÑARRO	XGS	MEX	+4'47"
18.	164	Keira BOND	XAD	USA		+10'54"	18.	164	Keira BOND	XAD	USA	+11'00"
19.	75	Staci MCCUDDEN	XUC	AUS		+11'46"	19.	75	Staci MCCUDDEN	XUC	AUS	+11'52"
20.	55	Iris GABELIER	PVR	CAN		+19'58"	20.	55	Iris GABELIER	PVR	CAN	+20'04"
21.	57	Isla WALKER	PVR	CAN		+19'58"	21.	57	Isla WALKER	PVR	CAN	+20'04"
22.	183	Justine THOMAS	XGS	CAN		+19'58"	22.	183	Justine THOMAS	XGS	CAN	+20'04"
23.	135	Lauren ZOERNER	XCE	USA		+23'48"	23.	135	Lauren ZOERNER	XCE	USA	+23'54"
24.	126	Elizabeth HARDEN	XDD	USA		+23'48"	24.	126	Elizabeth HARDEN	XDD	USA	+23'54"
25.	64	Aubrey DRUMMOND	XLA	USA		+23'50"	25.	64	Aubrey DRUMMOND	XLA	USA	+23'56"
26.	53	Lucy HEMPSTEAD	PVR	CAN		+26'58"	26.	53	Lucy HEMPSTEAD	PVR	CAN	+27'04"

Timing / Data Processing / Photo-finish / GPS tracking | Race Day Systems

ARKANSAS TOURISM DEVIL'S DEN ROAD RACE

WOMEN ELITE • MAY 18, 2023

TEAM RESULTS

05/18/2023 | Fayetteville - Fayetteville

Rk.	Team	Time	Gap	Rk.	Team	Time	Gap		
Team Results Stage 1				Overall Team Classification after Stage 1					
1.	T24	VIRGINIA'S BLUE RIDGE TWENTY24	8h53'33"	-	1.	T24	VIRGINIA'S BLUE RIDGE TWENTY24	8h53'33"	-
2.	DNA	DNA PRO CYCLING	8h53'33"	+0"	2.	DNA	DNA PRO CYCLING	8h53'33"	+0"
3.	ROX	ROXO RACING	8h53'33"	+0"	3.	ROX	ROXO RACING	8h53'33"	+0"
4.	CYN	CYNISCA CYCLING	8h53'33"	+0"	4.	CYN	CYNISCA CYCLING	8h53'33"	+0"
5.	XMN	MIAMI NIGHTS	8h53'33"	+0"	5.	XMN	MIAMI NIGHTS	8h53'33"	+0"
6.	TIB	EF EDUCATION - TIBCO - SVB	8h53'33"	+0"	6.	TIB	EF EDUCATION - TIBCO - SVB	8h53'33"	+0"
7.	PVR	PRIMEAU VELO RACING TEAM	8h53'33"	+0"	7.	PVR	PRIMEAU VELO RACING TEAM	8h53'33"	+0"
8.	XLA	L39ION OF LOS ANGELES	8h53'33"	+0"	8.	XLA	L39ION OF LOS ANGELES	8h53'33"	+0"
9.	ILP	INSTAFUND RACING	8h53'33"	+0"	9.	ILP	INSTAFUND RACING	8h53'33"	+0"
10.	XFC	FOUNT CYCLING GUILD	8h53'33"	+0"	10.	XFC	FOUNT CYCLING GUILD	8h53'33"	+0"
11.	XCA	CCB - ALPINE CARBON P/B LLG	8h53'33"	+0"	11.	XCA	CCB - ALPINE CARBON P/B LLG	8h53'33"	+0"
12.	XQM	3T/Q+M CYCLING	8h53'33"	+0"	12.	XQM	3T/Q+M CYCLING	8h53'33"	+0"
13.	XUC	UNITED CYCLING	8h53'33"	+0"	13.	XUC	UNITED CYCLING	8h53'33"	+0"
14.	XDD	DENVER DISRUPTORS	8h53'33"	+0"	14.	XDD	DENVER DISRUPTORS	8h53'33"	+0"
15.	XCE	COMPETITIVE EDGE RACING	8h53'33"	+0"	15.	XCE	COMPETITIVE EDGE RACING	8h53'33"	+0"
16.	XCY	THE CYCLERY RACING	8h53'33"	+0"	16.	XCY	THE CYCLERY RACING	8h53'33"	+0"
17.	XCC	CARDINAL - CLASSIC CYCLING	8h53'33"	+0"	17.	XCC	CARDINAL - CLASSIC CYCLING	8h53'33"	+0"
18.	XAD	AMY D FOUNDATION	8h53'33"	+0"	18.	XAD	AMY D FOUNDATION	8h53'33"	+0"
19.	XOR	ORION RACING P/B BORAH TEAMWEAR	9h04'31"	+10'58"	19.	XOR	ORION RACING P/B BORAH TEAMWEAR	9h04'31"	+10'58"
20.	XGS	GOLDMAN SACHS EFTS RACING	9h18'12"	+24'39"	20.	XGS	GOLDMAN SACHS EFTS RACING	9h18'12"	+24'39"

Timing / Data Processing / Photo-finish / GPS tracking | Race Day Systems



WALMART JOE MARTIN STAGE RACE

STAGE 2 RESULTS

WOMEN ELITE • MAY 19, 2023



MOUNT
SEQUOYAH

◆ FAYETTEVILLE, AR ◆

ROAD RACE

JoeMartinStageRace.com

Walmart 


JOE MARTIN
STAGE RACE



Communiqué 4

19-05-2023

2023 JOE MARTIN STAGE RACE - ELITE WOMEN 2.2
STAGE TWO

CORRECTION

Due to an administrative error, yesterday's communique incorrectly identified rider 162 PARKER, Rachel - AMY D FOUNDATION as receiving a littering fine. The fine issued to her is rescinded. The infraction is corrected as follows:

2.12.007 (8.3)	Stage 1 - Littering - disposable of water bottle outside of green zone (1st infringement) Fine of 100 CHF and loss of 5 UCI points to the following rider:		
	114 WICKSTROM, Hayley	3T/Q+M CYCLING	101 368 666 77

DECISIONS

2.12.007 (4.10.4)	Unauthorised feeding - inside last 20km of stage. Fine of 50 CHF and 20 second time penalty to the following riders:		
	172 EHRlich, Emily	VIRGINIA'S BLUE RIDGE TWENTY24	100 900 751 90
2.12.007 (4.10.4)	Unauthorised feeding - inside last 20km of stage. Fine of 150 CHF to:		
	DS OLDS, Shelley	VIRGINIA'S BLUE RIDGE TWENTY24	101 418 011 49
2.12.007 (4.7)	Sheltering behind or taking advantage of the slipstream of a vehicle. Fine of 50 CHF, 1 penalty in the mountains classification, 3 penalty points in the points classification, and 20 second time penalty.		
	127 HACHMANN, Ava	DENVER DISRUPTORS	101 184 001 03
2.12.007 (4.7)	Sheltering behind or taking advantage of the slipstream of a vehicle. Fine of 100 CHF.		
	DS RICE, Matthew	DENVER DISRUPTORS	100 014 514 45


PROTOCOL






PRIMAL General Classification RACE LEADER JERSEY	
2 STEPHENS, Lauren	EF EDUCATION - TIBCO - SVB
PRIMAL SPRINT LEADER JERSEY	
61 SCHNEIDER, Skylar	L39ION OF LOS ANGELES
PRIMAL QOM LEADER JERSEY	
172 EHRlich, Emily	VIRGINIA'S BLUE RIDGE TWENTY24
PRIMAL BEST YOUNG RIDER LEADER JERSEY	
16 VAN DAM, Sarah	DNA PRO CYCLING

JURY OF COMMISSAIRES

HONORS

05/19/2023 | Fayetteville - Devil's Den - Fayetteville

STAGE RESULTS				
Stage Winner		2	Lauren STEPHENS	TIB
Best Team		-	EF EDUCATION - TIBCO - SVB	TIB

LEADERS				
General Classification		2	Lauren STEPHENS	TIB
Points Classification		61	Skylar SCHNEIDER	XLA
Mountain Classification		172	Emily EHRlich	T24
Young Rider Classification		16	Sarah VAN DAM	DNA
Team General Classification		-	EF EDUCATION - TIBCO - SVB	TIB

Timing / Data Processing / Photo-finish / GPS tracking | Race Day Systems

MOUNT SEQUOYAH ROAD RACE

WOMEN ELITE • MAY 19, 2023

RESULTS

05/19/2023 | Fayetteville - Devil's Den - Fayetteville

Average speed: 34.75 km/h
Distance: 98.9 km

Organizer: All Sports Productions
Time limit (15%): 3h16'20"

Rk.	Bib	Name	Team	Nat.	B/P	Gap	Rk.	Bib	Name	Team	Nat.	B/P	Gap
1.	2	Lauren STEPHENS	TIB	USA	-10	2h50'44"	56.	84	Taylor KUYK-WHITE	XMN	USA		+4'14"
2.	172	Emily EHRlich	T24	USA	-6/+20	+37"	57.	195	Mairen LAWSON*	XOR	CAN		"
3.	46	Emilie FORTIN	CYN	CAN	-4	"	58.	115	Leah THORVILSON	XQM	USA		+4'19"
4.	16	Sarah VAN DAM*	DNA	CAN		+2'59"	59.	143	Sofia SCHUGAR	XFC	USA	-1	+4'47"
5.	21	Maeghan EASLER	ROX	USA		"	60.	146	Amy GAMMELGARD	XFC	USA		"
6.	11	Shayna POWLESS	DNA	USA		+3'01"	61.	95	Katherine RUSCH	XCA	USA		+4'51"
7.	41	Greta RICHOUUD	CYN	FRA		+3'02"	62.	47	Claire WINDSOR	CYN	USA		+4'53"
8.	3	Sara POIDEVIN	TIB	CAN		"	63.	92	Elizabeth GUNSALUS*	XCA	USA		+4'59"
9.	61	Skylar SCHNEIDER	XLA	USA		"	64.	83	Daniely Del Valle GARCIA BUITRAGO	XMN	VEN		"
10.	171	Marlies MEJIAS GARCIA	T24	CUB	-3	+3'07"	65.	65	Caitlin HOWELL	XLA	USA		+5'20"
11.	43	Ashley FRYE	CYN	USA		"	66.	25	Ariane BONHOMME	ROX	CAN		"
12.	173	Laurel QUINONES	T24	USA		+3'09"	67.	15	Holly BRECK	DNA	USA		+6'30"
13.	176	Melisa ROLLINS	T24	USA		"	68.	12	Rachel LANGDON	DNA	GBR		"
14.	112	Galen BOLARD	XQM	USA		"	69.	62	Samantha SCHNEIDER	XLA	USA		+6'56"
15.	161	Maria Monserrat CAMARGO SANTACANA	XAD	MEX		+3'12"	70.	103	Myriam PAQUET	XCC	CAN		+10'23"
16.	14	Diana Carolina PEÑUELA MARTINEZ	DNA	COL		"	71.	134	Chloe PATRICK*	XCE	USA		+10'27"
17.	42	Pauline ALLIN	CYN	FRA		+3'16"	72.	154	Taylor TOMPKINS*	XCX	CAN		+10'29"
18.	4	Elizabeth BANKS	TIB	GBR		+3'18"	73.	156	Skyler GOUDSWAARD	XCX	CAN		+10'34"
19.	22	Nadia GONTOVA	ROX	CAN		"	74.	174	Sofia ARREOLA NAVARRO	T24	MEX		+10'47"
20.	26	Romina HINOJOSA CRUZ*	ROX	MEX		+3'20"	75.	175	Jennifer VALENTE	T24	USA	-2	"
21.	144	Alia SHAFI	XFC	USA		"	76.	51	Camille PRIMEAU*	PVR	CAN		+10'49"
22.	93	Betty HASSE*	XCA	USA		+3'23"	77.	166	Claudia FERREIRA	XAD	USA		+10'52"
23.	163	Stephanie HALAMEK	XAD	USA		"	78.	165	Katherine LIN	XAD	USA		"
24.	56	Lilly UJFALUSI*	PVR	CAN		+3'25"	79.	63	Renee Julyn AGUILA HERNANDEZ	XLA	MEX		+10'57"
25.	94	Natalie QUINN*	XCA	USA		+3'27"	80.	75	Staci MCCUDDEN*	XUC	AUS		"
26.	71	Kathryn AMAN	XUC	USA		"	81.	194	Erika WILSON	XOR	USA		+10'59"
27.	184	Elizabeth Katia MARTINEZ MIÑARRO*	XGS	MEX		"	82.	192	Cheyenne NOBLE	XOR	USA		+11'12"
28.	5	Clara HONSINGER	TIB	USA		+3'29"	83.	127	Ava HACHMANN	XDD	USA		+11'56"
29.	77	Zoe CLAY	XUC	USA		"	84.	35	Kara LILLY	ILP	CAN		+13'47"
30.	74	Mallory MACROSTIE	XUC	USA		"	85.	107	Danielle RAVNIKAR	XCC	USA		+14'08"
31.	45	Jessica CYGAN	CYN	USA		"	86.	72	Sarah SCHUETTER	XUC	USA		+17'28"
32.	114	Hayley WICKSTROM	XQM	USA		"	87.	191	Anna DOROVSKIKH	XOR	USA		+18'26"
33.	91	Katherine SEILER*	XCA	USA		+3'32"	88.	17	Olivia CUMMINS*	DNA	USA		+20'55"
34.	82	Andrea CYR	XMN	USA		"	89.	85	Jeydy PRADERA BERNAL	XMN	CUB		"
35.	54	Coralie LEVESQUE*	PVR	CAN		+3'34"	90.	152	Whitney SURGENOR	XCX	CAN		+21'32"
36.	33	Brenna WRYE-SIMPSON	ILP	USA		"	91.	135	Lauren ZOERNER*	XCE	USA		+21'36"
37.	121	Leah KIRCHMANN	XDD	CAN		+3'37"	92.	64	Aubrey DRUMMOND*	XLA	USA		"
38.	1	Emma LANGLEY	TIB	USA		+3'41"	93.	153	Madeline LEBRETON*	XCX	CAN		+22'18"
39.	131	Samantha SCOTT*	XCE	USA		"	94.	162	Rachel PARKER	XAD	USA		+22'59"
40.	133	Raylyn NUSS	XCE	USA		+3'43"	95.	183	Justine THOMAS*	XGS	CAN		+23'07"
41.	113	Rachel JORDAN	XQM	USA		"	OTL	31	Helena CONEY	ILP	CAN		"
42.	13	Anet BARRERA ESPARZA	DNA	MEX		"	OTL	55	Iris GABELIER*	PVR	CAN		"
43.	132	Regina LEGGE	XCE	USA		+3'51"	OTL	126	Elizabeth HARDEN*	XDD	USA		"
44.	164	Keira BOND*	XAD	USA		+3'55"	DNF	24	Emily NEWSOM	ROX	USA		"
45.	111	Stefanie SYDLIK	XQM	USA		+3'57"	DNF	73	Hannah DALRING	XUC	USA		"
46.	27	Marjie BEMIS	ROX	USA		+3'58"	DNF	101	Florence HOWDEN	XCC	USA		"
47.	81	Andrea BUTTINE	XMN	USA		"	DNF	136	Meredith MORAN	XCE	USA		"
48.	53	Lucy HEMPSTEAD*	PVR	CAN		"	DNF	167	Rachel RUBINO	XAD	USA		"
49.	185	Jenna NESTMAN	XGS	CAN		"	DNS	44	Anna HICKS	CYN	USA		"
50.	124	Erica ZAVETA	XDD	USA		"	DNS	57	Isla WALKER*	PVR	CAN		"
51.	23	Emily MARCOLINI	ROX	CAN		"	DNS	102	Morgan STERN	XCC	USA		"
52.	34	Cassidy HICKEY*	ILP	USA		+4'03"							
53.	141	Marjorie RINALDO	XFC	USA		"							
54.	105	Leigh DUKEMAN	XCC	USA		"							
55.	76	Caitlin CONYERS	XUC	BER		+4'10"							


Did not start: 3
Out of time limit: 3
Disqualified: 0
Did not finish: 5

Timing / Data Processing / Photo-finish / GPS tracking | Race Day Systems

PHOTO FINISH

05/19/2023 | Fayetteville - Devil's Den - Fayetteville

Stage Winner: Lauren STEPHENS (TIB)



Timing / Data Processing / Photo-finish / GPS tracking | Race Day Systems

MOUNT SEQUOYAH ROAD RACE

WOMEN ELITE • MAY 19, 2023

GENERAL CLASSIFICATION

05/19/2023 | Fayetteville - Devil's Den - Fayetteville

Average speed: 35.83 km/h

Total distance: 208.1 km

Rk.	Bib	Name	Team	Nat.	Gap	Rk.	Bib	Name	Team	Nat.	Gap
1.	2	Lauren STEPHENS	TIB	USA	5h48'23"	56.	15	Holly BRECK	DNA	USA	+6'42"
2.	46	Emilie FORTIN	CYN	CAN	+45"	57.	12	Rachel LANGDON	DNA	GBR	"
3.	172	Emily EHRlich	T24	USA	+1'03"	58.	62	Samantha SCHNEIDER	XLA	USA	+7'08"
4.	61	Skylar SCHNEIDER	XLA	USA	+3'01"	59.	4	Elizabeth BANKS	TIB	GBR	+8'11"
5.	16	Sarah VAN DAM*	DNA	CAN	+3'05"	60.	184	Elizabeth Katia MARTINEZ MIÑARRO*	XGS	MEX	+8'20"
6.	21	Maeghan EASLER	ROX	USA	+3'11"	61.	82	Andrea CYR	XMN	USA	+8'25"
7.	171	Marlies MEJIAS GARCIA	T24	CUB	+3'12"	62.	92	Elizabeth GUNSALUS*	XCA	USA	+9'52"
8.	11	Shayna POWLESS	DNA	USA	+3'13"	63.	65	Caitlin HOWELL	XLA	USA	+10'13"
9.	41	Greta RICHIOUD	CYN	FRA	+3'14"	64.	134	Chloe PATRICK*	XCE	USA	+10'39"
10.	3	Sara POIDEVIN	TIB	CAN	"	65.	154	Taylor TOMPKINS*	XCY	CAN	+10'41"
11.	43	Ashley FRYE	CYN	USA	+3'19"	66.	156	Skylar GOUDSWAARD	XCY	CAN	+10'46"
12.	112	Galen BOLARD	XQM	USA	+3'20"	67.	175	Jennifer VALENTE	T24	USA	+10'57"
13.	176	Melisa ROLLINS	T24	USA	+3'21"	68.	174	Sofia ARREOLA NAVARRO	T24	MEX	+10'59"
14.	173	Laurel QUINONES	T24	USA	"	69.	51	Camille PRIMEAU*	PVR	CAN	+11'01"
15.	14	Diana Carolina PEÑUELA MARTINEZ	DNA	COL	+3'24"	70.	166	Claudia FERREIRA	XAD	USA	+11'04"
16.	161	Maria Monserrat CAMARGO SANTACANA	XAD	MEX	"	71.	63	Renee Julyn AGUILA HERNANDEZ	XLA	MEX	+11'09"
17.	42	Pauline ALLIN	CYN	FRA	+3'28"	72.	127	Ava HACHMANN	XDD	USA	+12'08"
18.	22	Nadia GONTOVA	ROX	CAN	+3'30"	73.	107	Danielle RAVNIKAR	XCC	USA	+14'20"
19.	144	Alia SHAFI	XFC	USA	+3'32"	74.	77	Zoe CLAY	XUC	USA	+14'38"
20.	26	Romina HINOJOSA CRUZ*	ROX	MEX	"	75.	164	Keira BOND*	XAD	USA	+15'01"
21.	93	Betty HASSE*	XCA	USA	+3'35"	76.	141	Marjorie RINALDO	XFC	USA	+15'06"
22.	163	Stephanie HALAMEK	XAD	USA	"	77.	115	Leah THORVILSON	XQM	USA	+15'23"
23.	56	Lilly UJFALUSI*	PVR	CAN	+3'37"	78.	191	Anna DOROVSKIKH	XOR	USA	+18'38"
24.	94	Natalie QUINN*	XCA	USA	+3'39"	79.	85	Jeydy PRADERA BERNAL	XMN	CUB	+21'07"
25.	71	Kathryn AMAN	XUC	USA	"	80.	165	Katherine LIN	XAD	USA	+21'56"
26.	5	Clara HONSINGER	TIB	USA	+3'41"	81.	194	Erika WILSON	XOR	USA	+22'09"
27.	45	Jessica CYGAN	CYN	USA	"	82.	153	Madeline LEBRETON*	XCY	CAN	+22'30"
28.	74	Mallory MACROSTIE	XUC	USA	"	83.	75	Staci MCCUDDEN*	XUC	AUS	+22'55"
29.	114	Hayley WICKSTROM	XQM	USA	"	84.	105	Leigh DUKEMAN	XCC	USA	+24'47"
30.	91	Katherine SEILER*	XCA	USA	+3'44"	85.	72	Sarah SCHUETTER	XUC	USA	+25'11"
31.	54	Coralie LEVESQUE*	PVR	CAN	+3'46"	86.	17	Olivia CUMMINS*	DNA	USA	+25'48"
32.	33	Brenna WRYE-SIMPSON	ILP	USA	"	87.	53	Lucy HEMPSTEAD*	PVR	CAN	+31'08"
33.	121	Leah KIRCHMANN	XDD	CAN	+3'49"	88.	192	Cheyenne NOBLE	XOR	USA	+31'55"
34.	1	Emma LANGLEY	TIB	USA	+3'53"	89.	103	Myriam PAQUET	XCC	CAN	+42'32"
35.	131	Samantha SCOTT*	XCE	USA	"	90.	35	Kara LILLY	ILP	CAN	+43'09"
36.	13	Anet BARRERA ESPARZA	DNA	MEX	+3'55"	91.	183	Justine THOMAS*	XGS	CAN	+43'17"
37.	113	Rachel JORDAN	XQM	USA	"	92.	162	Rachel PARKER	XAD	USA	+43'40"
38.	133	Raylyn NUSS	XCE	USA	"	93.	135	Lauren ZOERNER*	XCE	USA	+45'36"
39.	132	Regina LEGGE	XCE	USA	+4'03"	94.	64	Aubrey DRUMMOND*	XLA	USA	+45'38"
40.	111	Stefanie SYDLIK	XQM	USA	+4'09"	95.	152	Whitney SURGENOR	XCY	CAN	+50'52"
41.	81	Andrea BUTTINE	XMN	USA	+4'10"						
42.	27	Marjie BEMIS	ROX	USA	"						
43.	23	Emily MARCOLINI	ROX	CAN	"						
44.	124	Erica ZAVETA	XDD	USA	"						
45.	185	Jenna NESTMAN	XGS	CAN	"						
46.	34	Cassidy HICKEY*	ILP	USA	+4'15"						
47.	76	Caitlin CONYERS	XUC	BER	+4'22"						
48.	84	Taylor KUYK-WHITE	XMN	USA	+4'26"						
49.	195	Mairen LAWSON*	XOR	CAN	"						
50.	143	Sofia SCHUGAR	XFC	USA	+4'58"						
51.	146	Amy GAMMELGARD	XFC	USA	+4'59"						
52.	95	Katherine RUSCH	XCA	USA	+5'03"						
53.	47	Claire WINDSOR	CYN	USA	+5'05"						
54.	83	Daniel Del Valle GARCIA BUITRAGO	XMN	VEN	+5'11"						
55.	25	Ariane BONHOMME	ROX	CAN	+5'32"						

Timing / Data Processing / Photo-finish / GPS tracking | Race Day Systems

MOUNT SEQUOYAH ROAD RACE
WOMEN ELITE • MAY 19, 2023

POINTS CLASSIFICATION

05/19/2023 | Fayetteville - Devil's Den - Fayetteville

Rk.	Bib	Name	Team	Nat.	Pts	Rk.	Bib	Name	Team	Nat.	Pts
HWY 71B Inter. Sprint - 21.9km						Overall Points Classification after Stage 2					
1.	171	Marlies MEJIAS GARCIA	T24	CUB	5 pt	1.	61	Skylar SCHNEIDER	XLA	USA	22 pt
2.	175	Jennifer VALENTE	T24	USA	3 pt	2.	2	Lauren STEPHENS	TIB	USA	20 pt
3.	143	Sofia SCHUGAR	XFC	USA	1 pt	3.	16	Sarah VAN DAM	DNA	CAN	19 pt
						4.	172	Emily EHRLICH	T24	USA	18 pt
						5.	171	Marlies MEJIAS GARCIA	T24	CUB	16 pt
						6.	46	Emilie FORTIN	CYN	CAN	10 pt
						7.	11	Shayna POWLESS	DNA	USA	10 pt
						8.	41	Greta RICHIOUD	CYN	FRA	7 pt
						9.	121	Leah KIRCHMANN	XDD	CAN	7 pt
						10.	21	Maeghan EASLER	ROX	USA	6 pt
						11.	25	Ariane BONHOMME	ROX	CAN	4 pt
						12.	3	Sara POIDEVIN	TIB	CAN	3 pt
						13.	175	Jennifer VALENTE	T24	USA	3 pt
						14.	112	Galen BOLARD	XQM	USA	1 pt
						15.	143	Sofia SCHUGAR	XFC	USA	1 pt
						16.	51	Camille PRIMEAU	PVR	CAN	1 pt
Devil's Den - Fayetteville - Finish line											
1.	2	Lauren STEPHENS	TIB	USA	15 pt						
2.	172	Emily EHRLICH	T24	USA	12 pt						
3.	46	Emilie FORTIN	CYN	CAN	10 pt						
4.	16	Sarah VAN DAM	DNA	CAN	7 pt						
5.	21	Maeghan EASLER	ROX	USA	6 pt						
6.	11	Shayna POWLESS	DNA	USA	5 pt						
7.	41	Greta RICHIOUD	CYN	FRA	4 pt						
8.	3	Sara POIDEVIN	TIB	CAN	3 pt						
9.	61	Skylar SCHNEIDER	XLA	USA	2 pt						
10.	171	Marlies MEJIAS GARCIA	T24	CUB	1 pt						

Timing / Data Processing / Photo-finish / GPS tracking | Race Day Systems

MOUNT SEQUOYAH ROAD RACE
WOMEN ELITE • MAY 19, 2023

MOUNTAIN CLASSIFICATION

05/19/2023 | Fayetteville - Devil's Den - Fayetteville

Rk.	Bib	Name	Team	Nat.	Pts	Rk.	Bib	Name	Team	Nat.	Pts
HWY 74 Int. QOM - 55.7km (Cat. 2)						Overall Mountain Classification after Stage 2					
1.	172	Emily EHRlich	T24	USA	3 pt	1.	172	Emily EHRlich	T24	USA	7 pt
2.	46	Emilie FORTIN	CYN	CAN	2 pt	2.	46	Emilie FORTIN	CYN	CAN	7 pt
3.	2	Lauren STEPHENS	TIB	USA	1 pt	3.	2	Lauren STEPHENS	TIB	USA	6 pt
						4.	61	Skylar SCHNEIDER	XLA	USA	3 pt
						5.	16	Sarah VAN DAM	DNA	CAN	1 pt
						6.	144	Alia SHAFI	XFC	USA	1 pt
1.	2	Lauren STEPHENS	TIB	USA	5 pt						
2.	172	Emily EHRlich	T24	USA	4 pt						
3.	46	Emilie FORTIN	CYN	CAN	3 pt						
4.	16	Sarah VAN DAM	DNA	CAN	1 pt						

Timing / Data Processing / Photo-finish / GPS tracking | Race Day Systems



MOUNT SEQUOYAH ROAD RACE
WOMEN ELITE • MAY 19, 2023

YOUNG RIDER CLASSIFICATION

05/19/2023 | Fayetteville - Devil's Den - Fayetteville

Rk.	Bib	Name	Team	Nat.	B	Gap	Rk.	Bib	Name	Team	Nat.	Gap
Young Rider Classification Stage 2						Overall Young Rider Classification after Stage 2						
1.	16	Sarah VAN DAM	DNA	CAN		2h53'43"	1.	16	Sarah VAN DAM	DNA	CAN	5h51'28"
2.	26	Romina HINOJOSA CRUZ	ROX	MEX		+21"	2.	26	Romina HINOJOSA CRUZ	ROX	MEX	+27"
3.	93	Betty HASSE	XCA	USA		+24"	3.	93	Betty HASSE	XCA	USA	+30"
4.	56	Lilly UJFALUSI	PVR	CAN		+26"	4.	56	Lilly UJFALUSI	PVR	CAN	+32"
5.	94	Natalie QUINN	XCA	USA		+28"	5.	94	Natalie QUINN	XCA	USA	+34"
6.	184	Elizabeth Katia MARTINEZ MIÑARRO	XGS	MEX		+28"	6.	91	Katherine SEILER	XCA	USA	+39"
7.	91	Katherine SEILER	XCA	USA		+33"	7.	54	Coralie LEVESQUE	PVR	CAN	+41"
8.	54	Coralie LEVESQUE	PVR	CAN		+35"	8.	131	Samantha SCOTT	XCE	USA	+48"
9.	131	Samantha SCOTT	XCE	USA		+42"	9.	34	Cassidy HICKEY	ILP	USA	+1'10"
10.	164	Keira BOND	XAD	USA		+56"	10.	195	Mairen LAWSON	XOR	CAN	+1'21"
11.	53	Lucy HEMPSTEAD	PVR	CAN		+59"	11.	184	Elizabeth Katia MARTINEZ MIÑARRO	XGS	MEX	+5'15"
12.	34	Cassidy HICKEY	ILP	USA		+1'04"	12.	92	Elizabeth GUNSALUS	XCA	USA	+6'47"
13.	195	Mairen LAWSON	XOR	CAN		+1'15"	13.	134	Chloe PATRICK	XCE	USA	+7'34"
14.	92	Elizabeth GUNSALUS	XCA	USA		+2'00"	14.	154	Taylor TOMPKINS	XCY	CAN	+7'36"
15.	134	Chloe PATRICK	XCE	USA		+7'28"	15.	51	Camille PRIMEAU	PVR	CAN	+7'56"
16.	154	Taylor TOMPKINS	XCY	CAN		+7'30"	16.	164	Keira BOND	XAD	USA	+11'56"
17.	51	Camille PRIMEAU	PVR	CAN		+7'50"	17.	153	Madeline LEBRETON	XCY	CAN	+19'25"
18.	75	Staci MCCUDDEN	XUC	AUS		+7'58"	18.	75	Staci MCCUDDEN	XUC	AUS	+19'50"
19.	17	Olivia CUMMINS	DNA	USA		+17'56"	19.	17	Olivia CUMMINS	DNA	USA	+22'43"
20.	135	Lauren ZOERNER	XCE	USA		+18'37"	20.	53	Lucy HEMPSTEAD	PVR	CAN	+28'03"
21.	64	Aubrey DRUMMOND	XLA	USA		+18'37"	21.	183	Justine THOMAS	XGS	CAN	+40'12"
22.	153	Madeline LEBRETON	XCY	CAN		+19'19"	22.	135	Lauren ZOERNER	XCE	USA	+42'31"
23.	183	Justine THOMAS	XGS	CAN		+20'08"	23.	64	Aubrey DRUMMOND	XLA	USA	+42'33"

Timing / Data Processing / Photo-finish / GPS tracking | Race Day Systems

MOUNT SEQUOYAH ROAD RACE

WOMEN ELITE • MAY 19, 2023

TEAM RESULTS

05/19/2023 | Fayetteville - Devil's Den - Fayetteville

Rk.	Team	Time	Gap	Rk.	Team	Time	Gap		
Team Results Stage 2				Overall Team Classification after Stage 2					
1.	TIB	EF EDUCATION - TIBCO - SVB	8h38'32"	-	1.	TIB	EF EDUCATION - TIBCO - SVB	17h32'05"	-
2.	CYN	CYNISCA CYCLING	8h38'58"	+26"	2.	CYN	CYNISCA CYCLING	17h32'31"	+26"
3.	T24	VIRGINIA'S BLUE RIDGE TWENTY24	8h39'05"	+33"	3.	T24	VIRGINIA'S BLUE RIDGE TWENTY24	17h32'38"	+33"
4.	DNA	DNA PRO CYCLING	8h41'24"	+2'52"	4.	DNA	DNA PRO CYCLING	17h34'57"	+2'52"
5.	ROX	ROXO RACING	8h41'49"	+3'17"	5.	ROX	ROXO RACING	17h35'22"	+3'17"
6.	XQM	3T/Q+M CYCLING	8h42'33"	+4'01"	6.	XQM	3T/Q+M CYCLING	17h36'06"	+4'01"
7.	XCA	CCB - ALPINE CARBON P/B LLG	8h42'34"	+4'02"	7.	XCA	CCB - ALPINE CARBON P/B LLG	17h36'07"	+4'02"
8.	XUC	UNITED CYCLING	8h42'37"	+4'05"	8.	XUC	UNITED CYCLING	17h36'10"	+4'05"
9.	XAD	AMY D FOUNDATION	8h42'42"	+4'10"	9.	XAD	AMY D FOUNDATION	17h36'15"	+4'10"
10.	PVR	PRIMEAU VELO RACING TEAM	8h43'09"	+4'37"	10.	PVR	PRIMEAU VELO RACING TEAM	17h36'42"	+4'37"
11.	XCE	COMPETITIVE EDGE RACING	8h43'27"	+4'55"	11.	XCE	COMPETITIVE EDGE RACING	17h37'00"	+4'55"
12.	XMN	MIAMI NIGHTS	8h43'56"	+5'24"	12.	XMN	MIAMI NIGHTS	17h37'29"	+5'24"
13.	XFC	FOUNT CYCLING GUILD	8h44'22"	+5'50"	13.	XFC	FOUNT CYCLING GUILD	17h37'55"	+5'50"
14.	XLA	L39ION OF LOS ANGELES	8h47'30"	+8'58"	14.	XLA	L39ION OF LOS ANGELES	17h41'03"	+8'58"
15.	XDD	DENVER DISRUPTORS	8h51'43"	+13'11"	15.	XDD	DENVER DISRUPTORS	17h45'16"	+13'11"
16.	ILP	INSTAFUND RACING	8h53'36"	+15'04"	16.	ILP	INSTAFUND RACING	17h47'09"	+15'04"
17.	XOR	ORION RACING P/B BORAH TEAMWEAR	8h58'37"	+20'05"	17.	XCC	CARDINAL - CLASSIC CYCLING	17h54'19"	+22'14"
18.	XCC	CARDINAL - CLASSIC CYCLING	9h00'46"	+22'14"	18.	XOR	ORION RACING P/B BORAH TEAMWEAR	18h03'08"	+31'03"
19.	XGS	GOLDMAN SACHS EFTS RACING	9h02'44"	+24'12"	19.	XCY	THE CYCLERY RACING	18h08'20"	+36'15"
20.	XCY	THE CYCLERY RACING	9h14'47"	+36'15"	20.	XGS	GOLDMAN SACHS EFTS RACING	18h20'56"	+48'51"

Timing / Data Processing / Photo-finish / GPS tracking | Race Day Systems

